



ST MARK'S COLLEGE



SEQTA ENGAGE

Login Guide

What is SEQTA Engage?

SEQTA Engage is a powerful tool for parents/caregivers providing an overview of their child's learning.

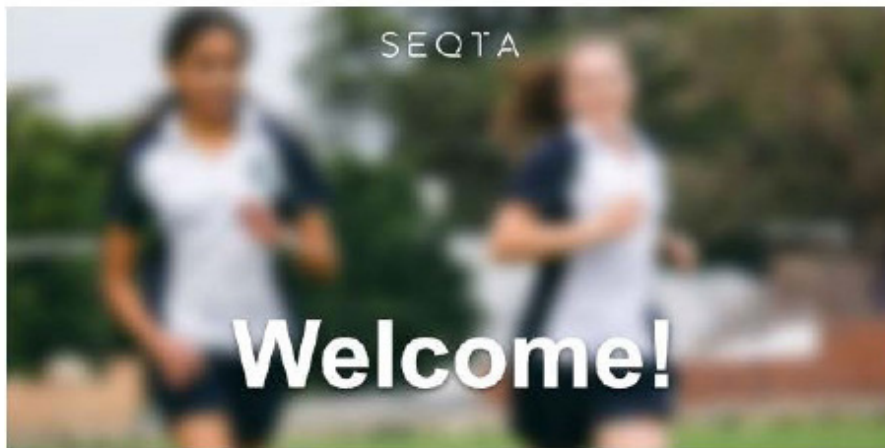
SEQTA Engage allows you to:

- Access an overview of learning for each subject your child studies. This includes ACARA and SACE
- Monitor your child's learning progress as their assessments are marked by teachers
- Access your child's future academic reports (available 2020)
- Send and receive emails, from teachers and College staff
- View your child's unresolved absences and lateness information

Welcome Email

Your access to SEQTA Engage begins on receipt of an email from the College. This individualised email invites you to set up a SEQTA Engage account with the College. A copy of this email is illustrated below.

From: St Mark's College Port Pirie <noreply@seqta.com.au>
Sent: Wednesday, 20 March 2019 3:33 PM
To:
Subject: Welcome to SEQTA Engage!



Welcome to SEQTA Engage.

St Mark's College Port Pirie has created a SEQTA Engage account for you.

[Set up your account now.](#)

PLEASE NOTE:

Our personalised email is a onetime email to all parents/caregivers. You will only have one week to complete this process. The College will send reminders to all parents/caregivers via SMS prior to this closure date.

Having set your username and password you will be taken to the Welcome Page of SEQTA Engage.

A link to the St Mark's College SEQTA Engage Log In is available on the College website:
www.smc.catholic.edu.au/learning/parent-portal-seqta-engage.

Accessing SEQTA Engage - Connecting from your personal computer (PC)

You can connect to SEQTA Engage on your PC directly from the individualised email you have received from the College.

Clicking on the blue highlighted **Set up your account now** will take you to the Log In screen shown below. At this point you can enter your own unique Username and Password.

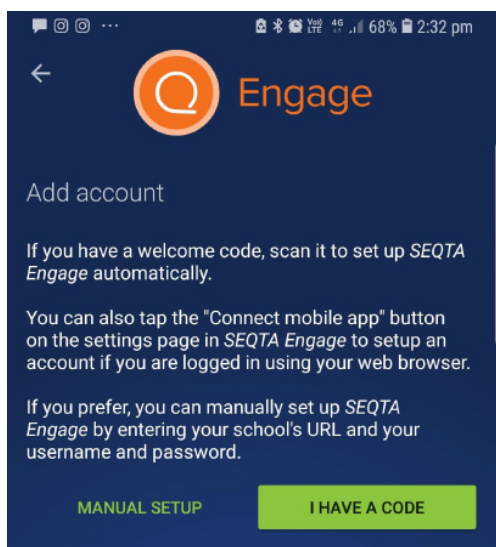


Accessing SEQTA Engage - Connecting to the SEQTA Engage Mobile App

The SEQTA Engage app brings all the functionality of SEQTA to your mobile device. The steps below provide a guide on how to set-up SEQTA Engage on your mobile device.

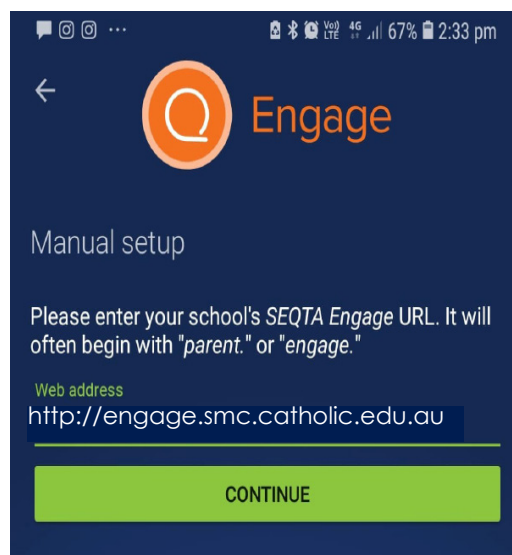
Engage Set-up

Before you can access SEQTA Engage through a mobile app you need to have already set up a SEQTA Engage account on your PC. Download the app from the Apple Store or Google Play - and logging in directly to SEQTA Engage. Tap next until the screen below appears.



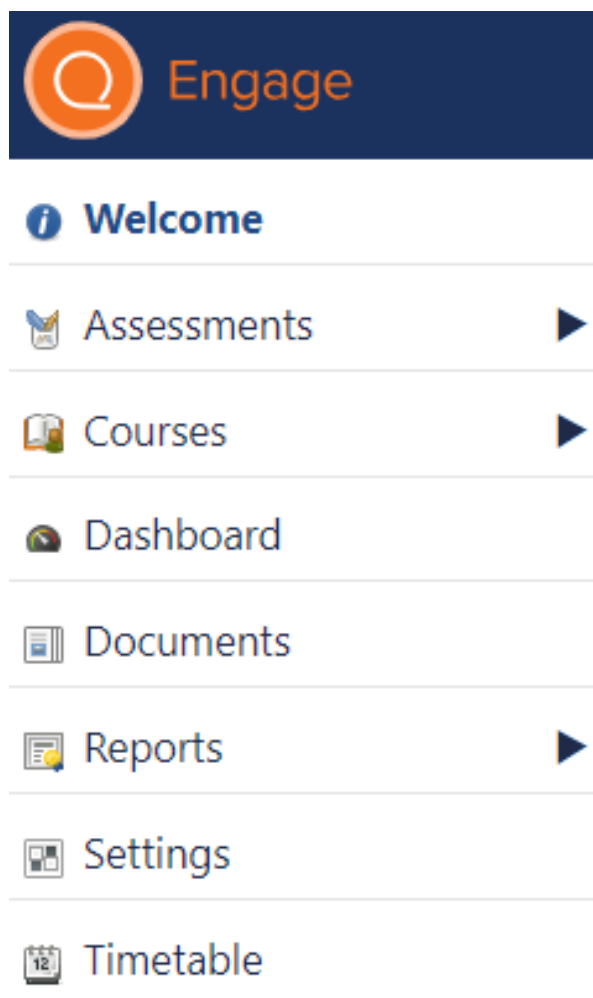
Manual Set-up

Choosing the Manual set-up option, enter the College's SEQTA Engage URL and your username and password. Screenshots for a Manual set up shown below. SEQTA Engage URL: <https://engage.smc.catholic.edu.au>



Basic Elements Overview

At login you will be directed to the SEQTA Engage Welcome Screen. The screenshot below provides you with an overview of the selections available to parents and what they mean.



Assessments: Probably the most important part of our system. This is where upcoming assessment details can be found. It will also show students (and you) live grades for each subject.

Courses: An overview of each course that your child is enrolled in. Teachers will display semester overviews here.

Dashboard: The Dashboard presents important information about a student's participation in school life including homework and unresolved absences.

Documents: Important College documents available to parents to download as needed. The Document Library will be frequently updated as new forms become available or updated.

Reports: PDF copies of future academic reports will be here. This is in planning to be rolled out in 2020.

Timetable: The ability to see timetables for each child. You can customise the appearance and keep track of when particular lessons occur.

Troubleshooting

If you experience any difficulties accessing SEQTA Engage or have any questions, please email the College's SEQTA Administrator, Mrs Janita DeGioia jdegioia@smc.catholic.edu.au or 8633 8801.